

FUJIFILM
Value from Innovation

Persona C
Mobile Fluoroscopy System



See the potential

DISPLAY STATION

Mobile display station with user-adjustable height and viewing angle. Ultra sharp details and zooming ability with two 21,5" touch screen monitors and a 1920x1920 pixel matrix. Large image and thumbnail display in portrait mode with touch screen technology for easy image manipulation and document management. I/O ports for easy IT network integration.



FLAT PANEL DETECTOR

High-resolution, aSi technology for low dose imaging. Choice of a 21x21cm FPD with 1.8 million pixels or 30x30cm with 3.8 million pixels. Added Radiography Mode with removable grid for low dose, high detail applications.

MODULATED POWER

Pulsed fluoroscopy with high quality or low dose modes plus Roadmap, Digital Subtraction Angiography (DSA) and Radiography modes ensure optimum dose control for the examination at hand.

ABSOLUTE OPERABILITY

Control of exam parameters from any side with a c-arm mounted multi-touch operator console and live image display.

COMPACT DESIGN

Large diameter, lightweight mobile C-arm for easy access to the operating table. Fast, accurate positioning with effortless gliding and color-coded system locks.

REINFORCED USABILITY

Ergonomic handle design to suit all operators and facilitate precise positioning and safe movement between operating theatres.



Lightweight durable construction, thanks to carefully selected materials: light alloys, carbon fiber, polyurethane and special polymers.



Soft bumpers at the base to prevent painful knocks and mechanical damage.



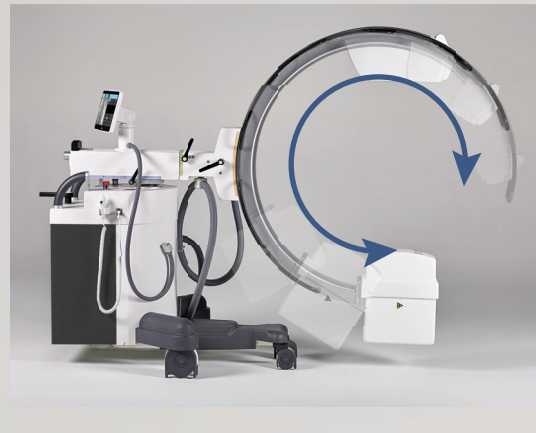
Fast re-positioning with brake/ axis color coding.

Agile flexibility

Perfectly balanced C-arm orbital and angular rotation for fast and precise positioning. Responds perfectly to operator touch and feel.


ORBITAL ROTATION

Extensive orbital rotation range (from $+65^\circ$ to -95°) makes for easy oblique projections without having to move the stand around the operating table.



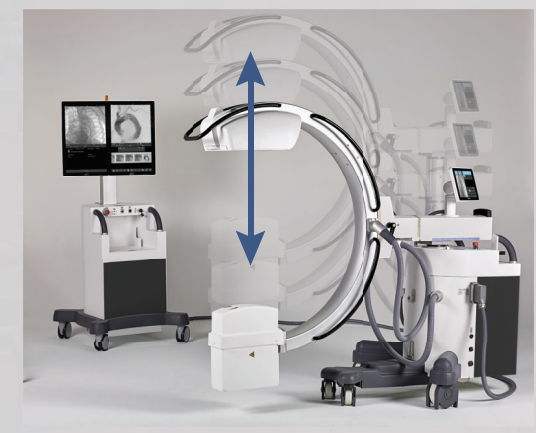
ANGULAR ROTATION

Precise movements and wide angles of more than $\pm 210^\circ$ are possible around and at the front of the patient.



UP/DOWN MOVEMENT

Operator comfort is key: the C-arm has a large range of vertical movement (450 mm).



Facing the screens

VIEWSTATION

Viewstation with portrait oriented monitors adjustable in both height and angle ensure maximum visibility of images and controls at a glance with immediate "contactless" access using operator smartcard NFC login*. While up close, the operator can "touch" the icons or select thumbnail images without affecting image display. The large image display at top of the screen guarantees a clear, uninterrupted view; even when viewing from a distance.

CONSOLE

Always within reach and directly linked to the surgical procedure. Live and saved images displayed together and simple touch shortcuts to features like: replace selection and frequently used commands (select, edit, move, send, drag, compress, reduce, expand).



*Option

The quality touch




Wireless foot switch control* for improved cable management

*Option. Not available in the United States



Easy lift front wheels to overcome obstacles.



Removable 8:1 grid for low dose pediatric surgery and gridless procedures.



Instant login with Smartcard NFC device



Footswitch or multifunction hand switch control of X-ray emission mode.



Zero dose centering with laser localizers on X-ray tube and flat panel detector.

FUJIFILM Medical Systems U.S.A., Inc.

81 Hartwell Avenue, Suite 300, Lexington, MA 02421

www.fujifilmusa.com

800.431.1850

©2020 FUJIFILM Medical Systems U.S.A., Inc.

FUJIFILM
Value from Innovation

DOC-0046960-A

Innovating for a healthier world

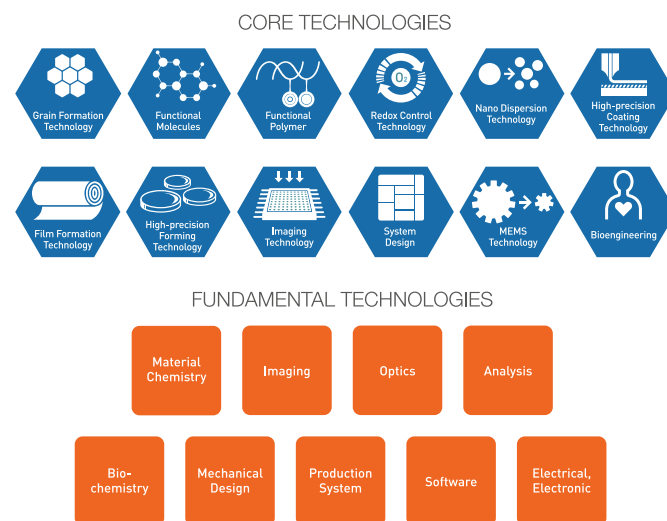
Fujifilm transformed its corporate structure for growth by expanding beyond the traditional photographic film business to six priority business fields, including healthcare – ranging from diagnostic imaging to regenerative medicine.

Our R&D innovations over the decades find us today with highly specialized expertise in increasingly relevant technologies that inform modern healthcare.

For over 80 years Fujifilm has continually invested in research and development resulting in world-class, highly versatile fundamental core technologies.

These technologies and knowledge were accumulated in the photographic film business. Today this expertise allows Fujifilm to design and innovate new products and services for diverse businesses that will shape the future for Fujifilm.

We describe this birth of new applications and technologies from Fujifilm's extraordinary background of innovation as leveraging fundamental core technologies.



All of these diagnostic and therapeutic technologies form a highly connected, holistic approach to healthcare, with the goal of helping patients along the entire care pathway, from the earliest diagnosis right through to the development of new regenerative treatments.



* As of March 31, 2020 at an exchange rate of 109 yen to the U.S. dollar.

** Global Healthcare business revenue include medical devices, pharmaceuticals, contract development and manufacturing, regenerative medicine, cosmetics and supplements. Not all products and services are available in the United States.

Established in
1934

Companies
worldwide
317

Employees
worldwide
73,906

Global revenue*
\$22.1
billion

Global healthcare
revenue**
\$4.9
billion

Persona C

Mobile Fluoroscopy System

